

2 - 3 MAY 2026 | WILLUNGA, SA

**2026 AUSCYCLING
MTB NATIONAL SERIES
(DH) - ROUND 4 &
ROUND 2 INSIDE LINE
STATE SERIES**

TECHNICAL GUIDE



National Series

AusCycling



Contents

Event Information	2
Dates & Entries	2
Parking	2
Membership Requirements	2
Rider Registration	3
Rider Uplift	3
Eligible Age Categories & Groups	3
Course Information & Map	3
Results	3
Event Schedule	4
Presentations	4
Awards	4
Medical & Hospital	5
Rider Emergency Contact	5
Trail Access outside of event days	5
On the Day information & Communications	6
Social Media	6
Event Contacts	6
Competition Information	7
Rules and regulations	7
Race Numbers	7
Series Points	9
AC National Series	9
General Information	10
Severe Weather Guidelines	10
Therapeutic Use Exemption	10
Sport Integrity Australia App	11

Event Information

Dates & Entries

Entries for this event open on Sunday 5th of April 2026 – 7:30pm AEDT

Entry Link	Date	Event Name
Round 4	Sat 2 nd May	2026 AusCycling MTB National Series Round 4 & South
	Sun 3 rd May	Australian DH Series Round 2

Entries close on Sunday 26th of April – 11:59pm AEDT **unless sold out earlier**. Please note that event organisers reserve the right to cap entries at any time as not to impact safety and race integrity. Any entries made after closing times are at the sole discretion of event host.

Event Location & Race Village

Willunga 90s track, Willunga South Australia. The venue is approximately 1 hours drive from Adelaide airport and approximately 15 minutes from McLaren Vale.

Parking

Parking for this event is located at Louds Hill Road, Willunga South, SA, 5172

Membership Requirements

Australian Riders	International Riders (inc. NZ)
<ul style="list-style-type: none"> Participants are required to hold a current and valid AusCycling 'Race – Off Road or All Discipline' membership. Event Licenses and 4 Week Free Trials are not permitted for any category in this event. To explore membership options please visit - https://auscycling.org.au/membership 	<ul style="list-style-type: none"> International Riders are required to have a UCI License as well as a UCI ID

By entering into this event you agree to the following conditions;

Participants shall:

- Obey instructions from the Event Organisers, Commissaires and event marshals/officials.
- Employ correct etiquette and ride safely in all situations.
- Be required to wear minimum safety gear including appropriately approved helmet.
- Ensure that their bicycle is in good working order.
- Ensure they have an adequate supply of water, sports drink and nutrition as required for the activity they are to participate in.
- Be responsible for ensuring they are fit enough for the activity.

Rider Registration

Registration/ Event Sign on will be onsite at the Race Village from Friday 1st of May from 2:00pm till 5:00pm and Saturday 2nd of May from 7:00am till 1:00pm

Rider Uplift

Riders access the uplift shuttle from the event village. **Self-shuttling is not permitted.**

Eligible Age Categories & Groups

AusCycling DH National Series
Elite, Under 19, Under 17, Under 15, Masters 1 – 10 Men & Women
Inside Line DH State Series
Elite, Under 19, Under 17, Under 15, Masters, Veterans, Super Masters

Group A	Group B
<ul style="list-style-type: none"> Elite Junior (Under 19) 	<ul style="list-style-type: none"> Under 15 Under 17 Masters

Masters Categories Conversion Table

Inside Line DH State Series	AusCycling National Series
Veterans (30 – 39 Years Old)	Masters 1 (30-34 Yrs) & Masters 2 (35-39 Yrs)
Masters (40 – 49 Years Old)	Masters 3 (40-44 Yrs) & Masters 4 (45-49 Yrs)
Super Masters (50+ Years Old)	Masters 5 (50-54 Yrs) & Masters 6 (55-59 Yrs) Masters 7 (60-64 Yrs) & Masters 8 (65-69 yrs) Masters 9 (70-74 Yrs) & Masters 10 (75+ Yrs)

Course Information & Map

Course information and map to be released prior to the event.

Results

Results will be available via the [AusCycling Results page](#).

Event Schedule

Competition Schedule V1.0 – *Subject to change

Friday 1 st of May 2026		
Start	Finish	Activity
09:00	10:00	
14:00	17:00	
14:00	17:00	
Saturday 2 nd of May 2026		
Start	Finish	Activity
07:00	16:00	Race Village Opens
07:00	13:00	Rider Registration Open
08:00	10:30	Group B Practice
10:30	13:00	Group A Practice
13:30	17:00	Seeding – All Groups*
Sunday 3 rd of May 2026		
Start	Finish	Activity
08:00	17:00	Race Village Opens
08:00	10:00	Group B Practice
10:00	12:00	Group A Practice
12:30	17:00	Racing – All Groups*
		Presentations*

Presentations

Presentation ceremonies will take place in the event village at post racing. This time may change depending on volume of riders and any on-course delays. All riders who finish 1st to 3rd in all categories must be present at their presentation.

Awards

AusCycling National Series	Inside Line State Series
<ul style="list-style-type: none"> • Medals – 1st to 3rd (all categories) • Podium Recognition - 4th & 5th (Elite Only) 	<ul style="list-style-type: none"> • Inside Line Series awards for Masters Categories.

Medical & Hospital

There will be dedicated paramedical staff present on both days of racing. Medical staff will be located on course as well as in the event village.

The nearest hospitals to the race location with an emergency room are:

- Noralunga Hospital – Emergency Department (30 Alexander Kelly Dr, Noarlunga Centre SA 5168)

Rider Emergency Contact

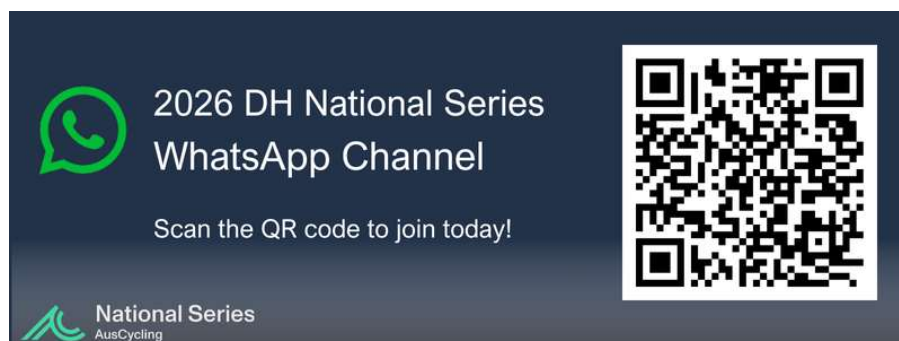
In the event of an emergency riders are to contact an event crew member. This may be the event manager, race director, marshal, or commissaire. Riders can flag down an event crew member or phone 0466 433 426 to receive assistance.

Trail Access outside of event days

The event trail is located on private property and is not accessible outside of the event schedule.

On the Day information & Communications

On the day information can be accessed via the **AusCycling DH National Series WhatsApp Channel**. Please scan the QR codes below to join.



Social Media

Please help us grow the profile of the MTB National Series by using the hashtag #xx

	AusCycling	Toowoomba MT Club
Facebook	@AusCyclingMTBCX	Toowoomba MTB Club
X/Twitter	@AusCyclingAus	Toowoomba MTB Club
Instagram	@auscyclingausOfficial	Toowoomba MTB Club

Event Contacts

AusCycling Management	
Harry Fortune Manager of Event Operations (MTB & CX)	harry.fortune@auscycling.org.au
Club Contact	
Jamie Foale Race Director	insidelinemt看@gmail.com
Commissaire Panel	
Shane Currie President of the Commissaire Panel (PCP)	
Susan Mitchell	
Lorraine Schutz	

Competition Information

Rules and regulations

The event will be conducted under the guidance of the Australian technical Regulations both General and Mountain Bike specific and the UCI Technical Regulations for Mountain Bike races.

These regulations can be read below:

- [2026 Mountain Bike Technical Regulations](#)
- [2026 General Technical Regulations](#)
- [2026 UCI MTB Technical Regulations](#)

Race Numbers

For all races, DH riders will be issued a race plate at registration plus a separate timing chip which they must attach to the front forks of their bike.

This chip must be returned to DH timing after their final race run.

Race Plates must be clearly visible and unaltered in any way. This race plate must be fixed to the rider's bike prior to commencing any practice or racing.

Race numbers must be visible to any official or rider whilst on track in either race or course practice. This means that the race plate cannot be obscured in any way. The race plate must be:

- Displayed flat, not curved.
- Free from visible obstructions such as cables or any other hardware.
- Displayed as provided, not cut, folded or altered in any way.
- Perpendicular to the ground with a slight upwards slant.



Example shown above

For the UCI categories (Elite and U19) you will also be issued with a body number which you must display at the back during seeding and racing.



Safety Equipment

Helmets

As per the 2026 AusCycling Mountain Bike Technical Regulations (Annexure A), riders must have a helmet meeting AS2063 or equivalent international standard. Equivalent international standards include;

- ANSI Z90.4, SNELL B or N Series
- ASTM F-1447
- CAN/CSA-D113.2-M
- US CPSC standard for bicycle helmets
- European CEN standard EN1078

A Full-face helmet meeting AS 2063 or equivalent standard with a fixed non-detachable mouthpiece are **mandatory** at all AusCycling sanctioned downhill events

Clothing and Crash Protection

The jersey shall be a long-sleeved shirt with sleeves that extend down to the rider's wrists. Jerseys used in downhill events should be of a type specifically designed and sold for use in BMX Racing or Mountain Bike downhill events. Jerseys designed for road cycling, skinsuits, or one-piece suits comprising the jersey and the pants/shorts are not permitted for use in downhill events. The jersey must be either close fitting around the waist or must be tucked into the pants before the start to not cause interference. Knees must be covered by full-length trousers and/or self-fastening knee or knee/shin guards expressly designed for off-road competition.

For all riders who are eligible to compete in **U13, U15 and U17** categories, the following equipment is mandatory at all times while on track regardless of registered category:

- Full-finger gloves must be worn;
- Full length jersey – jersey must cover elbows at all times;
- Knee pads and elbow pads must be worn.

Please note that failure to wear the required safety equipment noted above will result in **riders not being permitted to catch the shuttle** for practice, seeding, or racing.

The use of the following for all competitors is strongly recommended:

- Neck brace expressly designed for off-road competition;
- Back and shoulder protection expressly designed for the purpose;
- Full finger gloves;
- Elbow protectors and/or long sleeve jersey to the wrist;
- Goggles expressly designed for the purpose.

Race Seeding

Seeding/Plate order is determined as follows:

Elite, U19 (Oceania Championships)
<ol style="list-style-type: none"> 1. Current UCI DH ranking 2. Recognised UCI World Champion 3. AusCycling DH National Champion 4. 2026 AusCycling National Series Rankings 5. All other riders in entry order
Masters (National Series)
<ol style="list-style-type: none"> 1. Defending format class National Champion 2. 2026 National Series rankings 3. All other riders in entry order
J15, J17 (National Series)
<ol style="list-style-type: none"> 1. Defending format class National Champion 2. 2026 National Series Rankings 3. All other riders in entry order

Series Points

AC National Series

Series Points to be awarded for final placings.

FINAL RACE RUN POINTS									
Position	Points	Position	Points	Position	Points	Position	Points	Position	Points
1st	200	11th	110	21st	90	31st	70	41st	50
2nd	186	12th	108	22nd	88	32nd	68	42nd	48
3rd	176	13th	106	23rd	86	33rd	66	43rd	46
4th	168	14th	104	24th	84	34th	64	44th	44
5th	160	15th	102	25th	82	35th	62	45th	42
6th	152	16th	100	26th	80	36th	60	46th	40
7th	144	17th	98	27th	78	37th	58	47th	38
8th	136	18th	96	28th	76	38th	56	48th	36
9th	124	19th	94	29th	74	39th	54	49th	34
10th	116	20th	92	30th	72	40th	52	50th	32
DNF	20		DNS	0				51st~	30

Group A DHI Seeding Points							
Position	Points	Position	Points	Position	Points	Position	Points
1st	50	6th	25	11th	19	16th	9
2nd	45	7th	23	12th	17	17th	7
3rd	40	8th	21	13th	15	18th	5
4th	35	9th	20	14th	13	19th	3
5th	30	10th	20	15th	11	20th	1

General Information

Severe Weather Guidelines

When looking at weather conditions, the safety of the athletes, spectators, staff, and volunteers is the utmost priority. While often providing an additional challenge, adverse weather in its extremes may result in hypothermia, heat exhaustion or other dangerous conditions. In all cases the event will follow the AusCycling Extreme Weather Guidelines.

Therapeutic Use Exemption

All competitors may be subject to anti-doping testing under AusCycling and Sport Integrity Australia regulations. If you are currently taking any medication (including supplements), please check whether this substance is banned in or out of competition via www.globaldro.com/AU/search

A TUE is an exemption that allows an athlete to use, for therapeutic purposes only, an otherwise prohibited substance or method (of administering a substance). TUE approval may protect athletes from receiving a sanction if a prohibited substance is found in their sample.

Who needs to complete a TUE in-advance for Cycling? Athletes who are taking, considering taking, or being prescribed any banned or prohibited substances.

Further information on the TUE process can be found on the Sport Integrity Australia (SIA) website <https://www.sportintegrity.gov.au/resources/therapeutic-use-exemption> or by calling 1300 027 23

Sport Integrity Australia App

Any athlete and official can download the SIA app.

The SIA App has been designed with athletes in mind. The App gives a complete list of all supplements sold in Australia that have been screened for prohibited substances by an independent laboratory. The testing and certification of sports supplements cannot provide athletes a 100% safety guarantee but does significantly lower the risk of a positive test. For non-tested supplements the App gives athletes access to a quiz to assess the risk posed by highlighting key risk factors. The App can also be used to report doping, check if a medication is banned in sport, give SIA feedback on testing missions, and complete online education module.



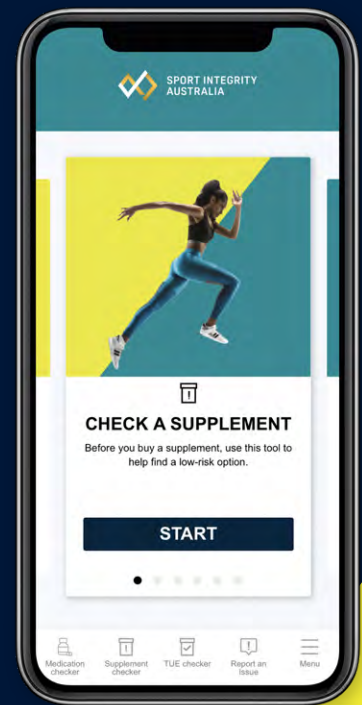
SPORT INTEGRITY
AUSTRALIA

CLEAN SPORT IS YOUR RESPONSIBILITY

SPORT INTEGRITY APP

- Check medications on Global DRO
- Find low risk supplements
- Check if you need a Therapeutic Use Exemption (TUE)
- Report an issue
- Give feedback or ask a question

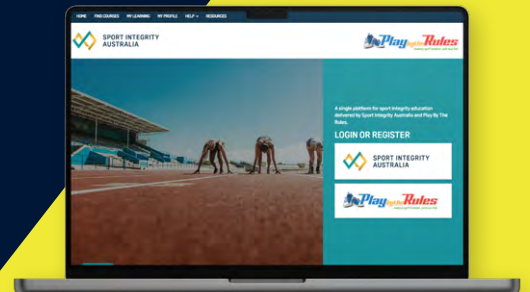
The app also has information on all sport integrity issues, anti-doping rules, testing programs, the health effects of doping, supplement and nutrition advice, overseas travel considerations and more. Just click on the menu icon.



Download the app from the Apple Store and Google Play store here.

ONLINE EDUCATION

- Sport Integrity Australia's eLearning website: elearning.sportintegrity.gov.au
- Visit the site for courses on integrity topics including: Safeguarding Children and Young People in Sport Induction, introduction courses to anti-doping, match-fixing and illicit drugs, along with specific courses for parents and coaches.



Contact Us

Email: education@sportintegrity.gov.au

Safe Sport Hotline: 1800 161 361

Enquiries: 1300 027 232

www.sportintegrity.gov.au



SPORT INTEGRITY
AUSTRALIA

ANTI DOPING IS YOUR RESPONSIBILITY



Medications may have banned substances in them. Check all medications on the Sport Integrity app.



All athletes are responsible for what substances they put into their own bodies - they can't blame anyone else, however if a coach has supplied the substance, penalties also apply to the coach.



Supplements are a huge risks. Research shows 1 in 5 contain a banned substance not listed on the label. Find low risk supplements on the Sport Integrity app. If it's not listed, don't risk it.



As a member of your sport, you are bound by an Anti-Doping Policy and potentially subject to investigation.



There are rules that you and your athletes must follow under your sport's Anti-Doping Policy. Details are in the Sport Integrity app menu under 'Know the rules'.



Anti-doping education should not be a 'tick the box' exercise - it should be an ongoing conversation with your athletes.



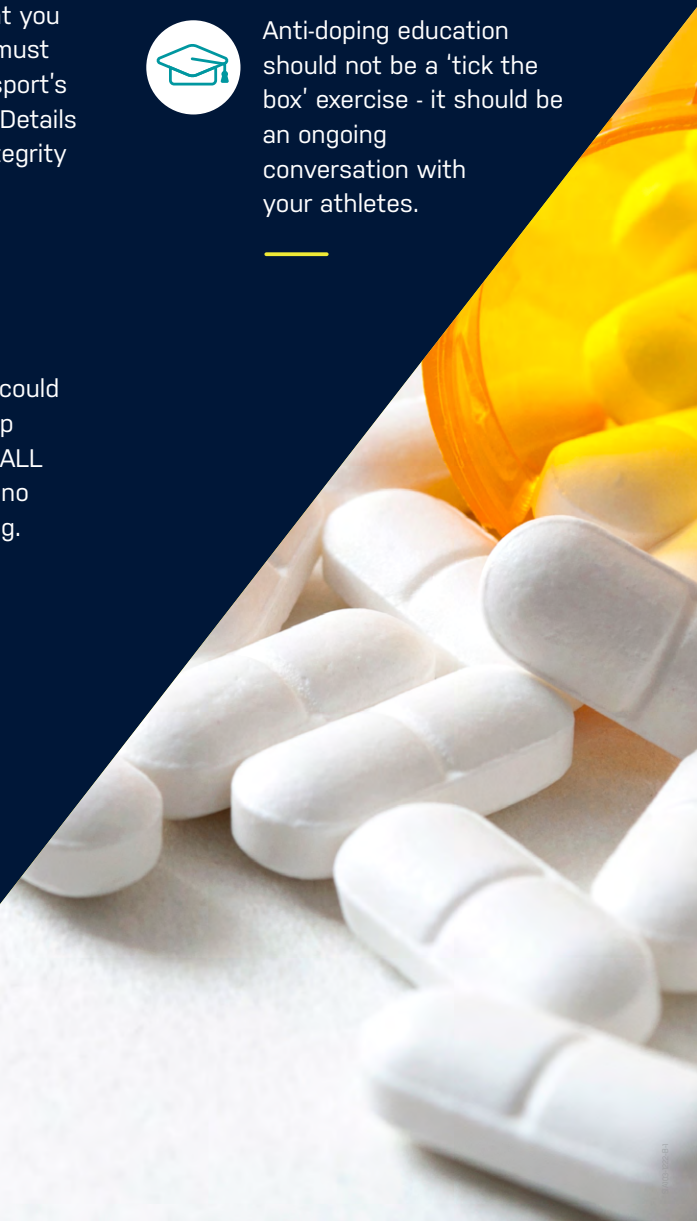
If you are involved in a team sport, and an athlete tests positive to a banned substance, the team could lose competition points and championship placings.



Breaking the rules could result in a ban of up to four years from ALL sport - no training, no playing, no coaching.



Learn more about the sample collection process via our Virtual Reality anti-doping test experience. Found in the menu of the Sport Integrity app under 'Tools'.



COMPETITION COMING UP?

MAKE SURE YOU ARE READY!

1

Download the Sport Integrity App and use it to make your way through the following steps.



2

TAKING A MEDICATION?

Use the 'Check a Medication' tab to access Global DRO to make sure your medication isn't banned in sport.



3

TAKING A BANNED SUBSTANCE FOR MEDICAL PURPOSES?

Use the Therapeutic Use Exemption Checker to see if you need a TUE, and complete the paperwork if required.



4

USING SUPPLEMENTS?

Use the 'Check a Supplement' tab to check the risk of your product. Supplements are the leading cause of inadvertent positive tests in Australia.



5

NEVER BEEN TESTED?

Prepare yourself by going through a virtual reality test on the App. (Search for it under the menu icon)



6

KNOW THE RULES?

A positive test is only one way to be banned from sport. Read up on the 11 Anti-Doping Rule Violations.



7

COMPLETED YOUR EDUCATION?

Access the Sport Integrity Australia online courses by clicking on the Get Educated tab.



8

TRAIN AND COMPETE CLEAN!



SPORT INTEGRITY AUSTRALIA

CONTACT US

Please visit our website sportintegrity.gov.au, contact us at education@sportintegrity.gov.au, call our Safe Sport Hotline **1800 161 361**, or enquire **1300 027 232**